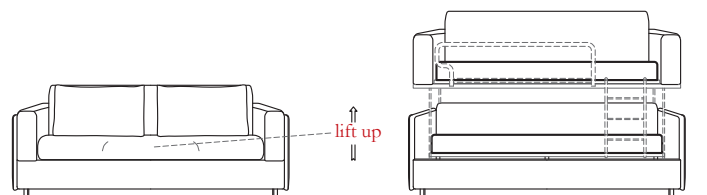
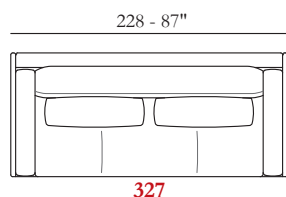


Patented model

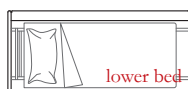


apertura sistema letto
transition to bed



upper bed

both mattress: cm. 190 x 78 H = 16
75" x 31" H = 6"



lower bed

dimensioni utili del letto
useful size as a bed



Materasso disponibile solo in D30
Mattress available only in D30
Matelas disponible uniquement en D30



Vista posteriore
Rear view - Vue arrière - Vista trasera

Rivestimento

Tessuto (Stoderabile)

Imbottitura

BRACCIOLI / Poliuretano espanso
SEDUTA / Poliuretano espanso
SPALLIERA / Fibra di poliestere

Comfort Standard

Piedi Metallo

Struttura Telaio in legno

Coverings

Fabric (Removable)

Imbottitura

ARMS / Foam
SEAT CUSHION / Foam
BACK CUSHION / Fiber

Comfort Standard

Legs Metal

Structure Wooden frame

Revêtement

Tissu (Déhoussable)

Rembourrage

ACCOUDOIRS / Mousse
ASSISE / Mousse
DOSSIER / Flocons de polyester

Confort Standard

Pieds Metal

Structure Structure en bois

Revestimiento

Tela (Extraible)

Imbottitura

APOYABRAZOS / Poliuretano expandido
SENTADA / Poliuretano expandido
RESPALDO / Fibras de poliéster

Confort Estándar

Pies Metal

Struttura Estructura en madera